



THE JOCKEY CLUB

EQUINE INJURY DATABASE

December 2009

University of Arizona

Racetrack Industries Program

Symposium on Racing and Gaming

GOALS

- Industry Accountability
 - Injury type, frequency, and outcome
- Standardized reporting criteria and terminology
- Resource for the scientific identification of risk markers and/or risk factors

WHY THE INDUSTRY NEEDS TO COLLECT INJURY DATA

- ◎ Other groups outside the industry already do
- ◎ The quality and scope of their data is unverified
- ◎ Data both objective and subjective—without distinction

<http://scrollsequus.blogspot.com/>

Racehorse Memorial Wall Worldwide™

An EquusEditorial project
since August 2005



Bone Dry

This 6yo dark-bay gelding by Gulch out of Elaina by Dehere broke down on the backstretch and was euthanized on the track.

Contributed by reader in Bryan, Texas.

Owner(s): Michael Gill / Trainer: Anthony Adams

NOTE: Owner/trainer Michael Gill has four other horses listed on our site who broke down since 2008: Fisher's Mill (on Warhorse), and Screen Star, Mighty Beau, and Erikev (on memorial).

Source: DRF

Posted by EquusEditorial at 6:58 AM

Labels **PEN (Penn Nat'l)**

Rupert Storm

Gelding, 2003-9/23/2007

Ringside (Sir Ivor) Balladeera by Moscow Ballet

Trainer Troy Taylor / Owner Ifida Thoroughbreds Inc.

9/23/2007, \$8K claiming (dirt), **Hastings** 3. A blogger had attended the races and saw Rupert Storm run his last race (fourth start that summer, after an 11-month layup) and pull up in the backstretch. His jockey rode him slowly around the backside and stopped behind a bush. Quickly two men ran over with an orange tarp to shield Rupert Storm from the crowd. No announcement was made during or after the breakdown. The blogger had to call the track, who told him Rupert Storm had fractured a leg and was euthanized. (**Panorama**)

Posted by EquusEditorial at **8:09 PM**

Labels: **HST (Hastings)**

Racehorse Memorial Wall Worldwide™

Remembering the valiant horses who have perished in service to the "sport of kings"

Founded August 2005, © EquusEditorial / Contributors: For Inesperado Track Watch (FITW) and our readers

Not a scientific study / Confirmed track fatalities (this page/blog/backlist) = 1,497

Updated 11/30/09

Date of Incident	Horse	Age/ Sex	Race	Track	Owner	Trainer	Rider	Notes
11/29/2009	Archaround	4 c	\$35K mdn clm turf	AQU	Damchu Stables	DiSanto, G.	Studart, M.	Bumped start, never close thereafter, fir
	^ above posted 11/30							
11/26/2009	Tobruk	5 g	AOC turf	AQU	Marcantonio, P.	Sciacca, G.	Serpa, A.	PU on chewed-up turf course, vanned o
11/23/2009	Opening Statement	3 g	Starter ALW	PHA	Posey, D.	Landicini, C.	Mariano, A.	allied wide and was gaining in stretch
11/22/2009	Montezuma Mesa	2 c	Work	HOL	--	Kitchingman, A.	--	
11/21/2009	Bonnie Brown Eyes	2 f	\$28K mdn clm	HOL	Friedman, N.	Mitchell, M.	Gomez, G.	Took early lead, set pace, fought off bid
11/20/2009	Sheza Screamer	3 f	\$25K mdn clm	HOL	DeJulio, Holguin, Ho'o, et al.	Troeger, R.	Bejarano, R.	Bad step leaving turn, drifted out in stre
11/18/2009	Holland Creek	3 f	\$25K clm	HOL	Guiol, G., & O'Neill, D.	O'Neill, D.	Bejarano, R.	Bobbled start, BD 1/4 ~ Contributed by
11/14/2009	Three Mirrors (GB)	9 g	Paddy Power Gold C. Chase (GB-3)	ACH	Murphy, S.	Murphy, F.	Lee, G.	PU before 7th of 15 fences, pelvic injury
11/7/2009	Sky Prospector	3 c	\$4K clm	GG	Aceituno, H., & Neve, L.	Nations, K.	Romero, H.	Bumped between horses at start, stum
11/7/2009	Hot Tamale Baby	2 f	\$12.5K mdn clm	GG	Pronske, K., & Robertson, D.	Josephson, J.	Martinez, M.	Bobbled start, trailed, BD leaving 3/8th
11/7/2009	Waths Up Patrick	4 g	\$10K clm	WO	H.J.T. Racing Stable	Barnett, R.	David, D.	BD midway backstretch, vanned off, fra
11/4/2009	Northern Punch	2 f	Training	GG	--	Josephson, J.	--	Left hind disarticulated fetlock and conc
10/31/2009	Sanglote (FR)	6 g	Beginner's Chase	ASP	Brennan, J.	Griffin, E.	Walsh, R.	Fell last (16th) fence
10/30/2009	Fell Pack (GB)	5 g	Novices' Hurdle	WET	Hetherton, N.	Quinn, J.	Costello, D.	Fell heavily last (9th) fence, also fell in j
10/28/2009	Glass Mirage	3 f	Training	GG	--	Utley, D.	--	Fractured right front sesamoid
10/21/2009	Tickle Monster	2 f	\$50K mdn clm turf	BEL	Hicks, J.	Ritvo, T.	Castro, E.	BD left hind leg on turn, PU, her 2nd st:
10/12/2009	Foxy Games (GB)	5 m	Starter ALW turf	OSA	Campbell, S.	Periban, J.	Santiago Reyes, C.	Took command in stretch, BD at wire, l
10/11/2009	Miss Capar	5 m	Training	FNO	--	Diaz, A.	--	Died while exercising, cardiac
10/10/2009	Gun Rock	2 c	ALW	KEE	Fox Hill Farm	Tagg, B.	Gomez, G.	Finished 5/9, leg injury past wire ~ Con

PU on chewed-up turf course, vanned o

HTTP://FORINESPERADO.BLOGSPOT.COM

8/20/09 Work. Sovine (Ire) 4 y/o filly. Broke down during a work and was euthanized.

8/20/09 Work. Pauper's Prize, 3 y/o colt. Galloping and broke down, euthanized.

8/24/09 Work. Bell Canyon Road, 3 y/o filly. Broke down during a work and was euthanized.

8/24/09 Work. Zetta's Corridor, 3 y/o filly. Broke down and was euthanized.

8/26/09 Race 1. (Turf) 50K Claiming. Ready Steady Gone, 3 y/o filly. Finished 2/7 and was vanned off. Soft tissue injury.

9/2/09 Race 1. 16K Claiming. Itschelseagirl, 6 y/o filly. Pulled up going into the turn and was vanned off.

9/2/09 Madame Kiawah, 4 y/o filly. Broke down on far turn and euthanized.

Prior race 16Oct08.

9/6/09 Race 6. (Turf) Del Mar Derby. Afleet Eagle, 3 y/o. Vanned off with a bowed tendon.

9/6/09 Race 7. MSW. Retainer, 2 y/o. Pulled up early and vanned off.

9/7/09 Race 3. Adoration Stakes. Dawn Before Dawn, 4 y/o filly. Vanned off with a fractured pelvis. Is expected to recover.

Horses accounted for after an incident:

Albuquerque

10/10/08 Race 7. 16K AOC. Unseparable, 2 y/o. Pulled up on final turn, DNF.

Update 1/6/09 - Worked 12/6/08.

Aqueduct

1/4/08 Race 7. 75K AOC. Sinners N Saints, 8 y/o racing for a 75K tag. Pulled up before the half and vanned off.

DNF.Update: Worked 1/18/09 (see comments and thank you!)

3/28/09 Race 1. 7500 Claiming. Dr. Silver Packet, 8 y/o. Pulled up and DNF. Last raced 19Mar09 - Walked off according to TBC forum.

Finger Lakes

10/03/08 Race 2. 4K Claiming. Straight Blush, 6 y/o. Bled and vanned off. DNF. Update 12/1/08 - update - offered for sale through FLTAP.

10/03/08 Race 3. 4K Claiming. Time Being, 6 y/o mare. Pulled up in distress. DNF.

Update 12/16/08 - Worked 10/24/08 at MTN.

10/09/08 Race 4. Starter ALW. We Love Our Kids, 4 y/o filly.

DATA COLLECTION

- First tier reporting-any event where intervention is required by the regulatory veterinarian
 - Racing incident/injury
 - Paddock / Post-parade / Starting gate
 - Pre-race inspection

DATA COLLECTION

- Second tier reporting— by regulatory and/or practicing veterinarian
 - Training incident/injury
 - Non-exercise related conditions

2009 PARTICIPATION

- ◎ 83 tracks
- ◎ 84% of live flat racing in North America
 - Thoroughbred
 - Quarter Horse
 - Appaloosa, Arabian, Mule
- ◎ National Steeplechase Association

NOV 1 2008-OCT 31 2009

- ◎ 12 month reporting cycle completed
 - Quality controlled data
 - All participating tracks represented

LOCAL DATA ANALYSIS

- ⊙ Enhanced reporting module scheduled for roll out to racetracks January 2010
- ⊙ Designated-user training, phone support, and user guide
- ⊙ Important that reports are entered correctly and completely for the reporting module to be utilized to its full potential.

EID REPORTING MODULE

- ◎ Detail - Injury type sorted by factor (i.e.):
 - Surface and condition
 - Trainer
 - Track location
- ◎ Summary - Non-fatal and fatal injuries shown categorically and graphically based on (i.e.):
 - Race distance
 - Class of race
 - Gender
 - Age

RACING INJURY SORTED BY TYPE OF RACE

Track: I Forks Dates: Jan 1.00, 2007 to Dec 31.00, 2008
Injuries Grouped by Type of Race

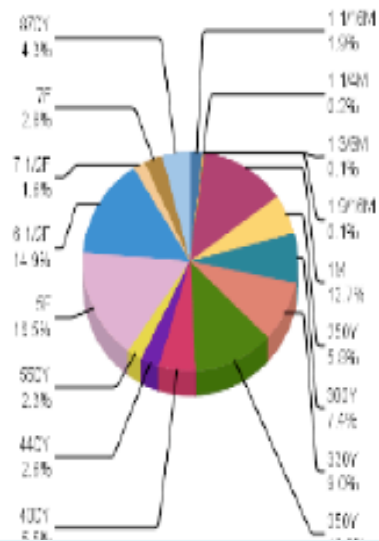
Qc	Date	Trk	Horse Name	R#	Injury Occur	Post Race Comments	Turns	Surface	Course	Sealed	Conditio n	Type	Distance	Weight	Field	Triage	Outcome	FatalityDate	
Allowance Optional Claiming							Injury Count: 2		3.39%										
Y	08/17/07	E	FK	Emmett	7		Past Wire	1	D	D	N	FT	AOC	6F	117	6	II		
Y	08/19/07	E	FK	Dawn	8	3/16 pole		2	D	D	N	SY	AOC	1M	121	7	V	Euthanized	
Claiming							Injury Count: 32		54.24%										
Y	04/29/07	E	FK	Charlie	6		Past Wire	1	D	D	N	FT	CLM	6F	121	5	II		
Y	05/05/07	E	FK	Edward	3	Finish		1	D	D	N	FT	CLM	6F	124	7	I		
Y	05/26/07	E	FK	Bella	8	3/16 pole		2	D	D	N	FT	CLM	1M	120	10	IV		
Y	08/14/07	E	FK	Eclipse	2			1	D	D	N	FT	CLM	5 1/2F	122	8	UK	Euthanized	
Y	08/17/07	E	FK	New Moon	9		Past Wire	2	D	D	N	FT	CLM	1M	122	6	II		
Y	08/21/07	E	FK	Twilight	1		Past Wire	2	D	D	N	FT	CLM	1M	121	6	II		
Y	08/21/07	E	FK	Rosalie	1		Past Wire	2	D	D	N	FT	CLM	1M	121	6	II		

Injuries Summary By Distance

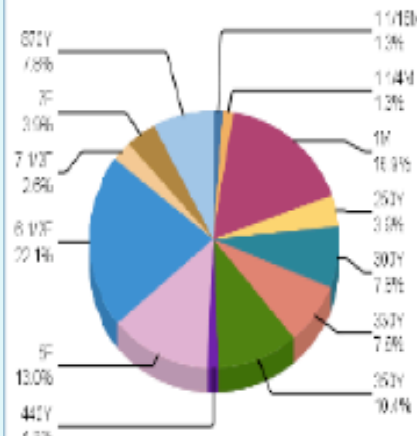
Track Delta Downs Dates: Jan 1.00, 2009 to Jul 12.00, 2009

Age: 1 to 45 Sex: All Source: Race Class: All Classes (Weight Class): 400 lbs to 150 lbs
 ons

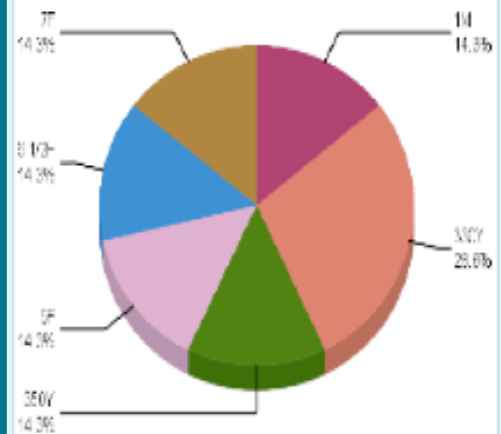
Starts by Distance



Injury Reports by Distance



Fatalities by Distance



CONTROL
DATA

- Reports allow user to identify differences between case and control populations.

- Reports will not answer the question:
WHY do those differences exist?

◎ A statistically significant population is necessary for analysis

- A single fatality from a field of 10 horses =
100 fatalities per 1,000 starts
- A single fatality from a race card of 100 horses =
10 fatalities per 1,000 starts
- A single fatality from 10 days of racing (1,000 starts)=
1 fatality per 1,000 starts
- In each example above, the math is correct.
- Which analysis is accurate in answering the question—what is the racing fatality rate?

RESPOND TO ASSERTION WITH FACT

- ◎ Horses are sustaining injuries with more frequency and severity
- ◎ Currently no data exist to respond to this assertion
- ◎ The inability to respond has validated this assertion.

REVIEW THE DATA

It is logical and necessary to analyze data when faced with a problem

It is also logical and necessary to analyze data in the absence of a problem

Understanding why problems do not occur is as important as understanding why they do

DATA ANALYSIS: LOCAL

- Evaluation of data at any time
- Follow up on specific cases
- Assess injury clusters
- Incorporate weather data, track maintenance data
- Insure consistency of data collection over time
- Assess response to changes in practices, procedures, regulations

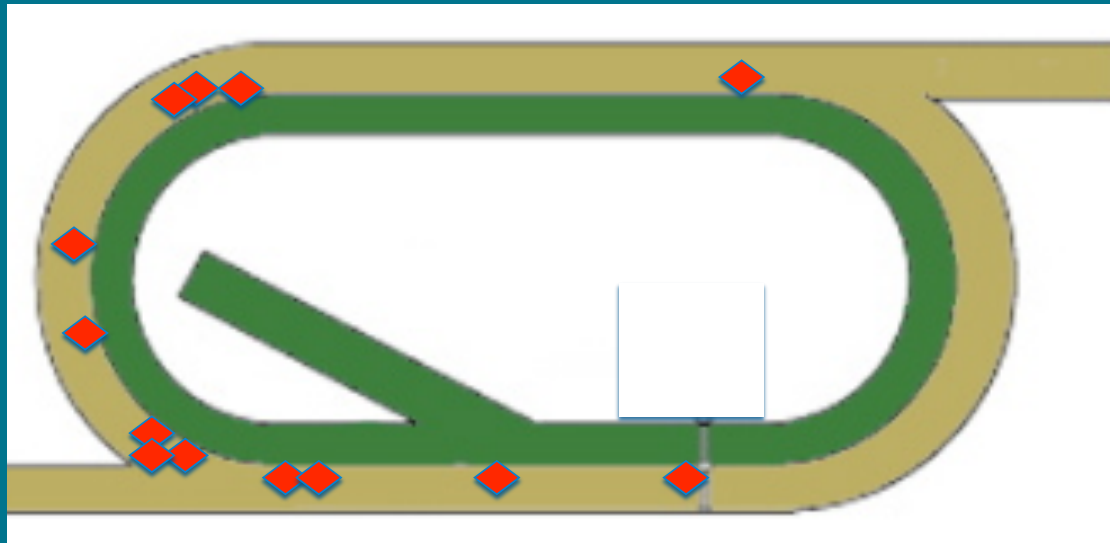
DATA ANALYSIS: NATIONAL

- Identify injury type, frequency, outcome
- Identify risk markers / risk factors
- Identify trends over time
- Establish point of reference

INTEGRATION OF LOCAL AND NATIONAL DATA

- ◉ Having only one set of data, to the exclusion of the other means that a significant piece of the puzzle is missing

LOCAL DATA



EVENTS

- ◎ Injuries clustered from the 1/2 mile pole to the 1/16 pole.
- ◎ Jockeys state horses “stepped in a hole”

CONCLUSION

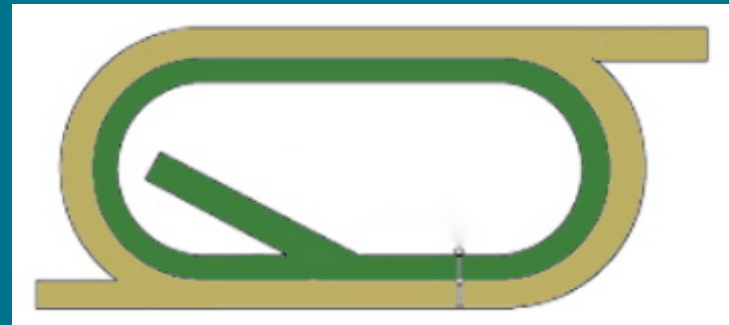
- ◎ Something must be wrong with the track

BUT WAIT

- ◉ Did the horse really step in a hole?
- ◉ Could the jockey's interpretation of what he felt be incorrect?
- ◉ Could it be that the abrupt change in the functional length of the limb felt as if the horse stepped in a hole?
- ◉ What do you know about the injuries sustained by these horses?

SO IF YOU KNEW

- The injury distribution pattern observed at your track is fairly consistent for racetracks across the country and appears to be independent of
 - Race Distance
 - Track size
 - Track configuration



THE QUESTION CHANGES

- ◎ From: What's wrong with the track?
- ◎ To: What event, or series of events, occurs at this stage of the race to precipitate injuries?

Asking a better question
is the best way
to improve
the quality of the answer.

- © The Jockey Club Equine Injury Database has the ability to significantly improve the quality of the question—on both a local and national level