


# \$35 million Breeding and Racing Program

\$14.5 million – Incentive  
Awards

\$19.3 million –  
Restricted Purses

\$1 million plus – TOC  
Owners Awards  
Program



# Incentive Award Funding

- .54% of Total Handle on-track, off track
- .07% of Total Handle deducted from Purses
- 3% of out of state handle

**= \$14.5 Million**

# Incentive Awards 2004

CTBA Admin = \$728,000

Cal-Bred Race Fund = \$1,384,000

Owners Awards = \$1,691,000

Breeders Awards = \$8,100,000

Stallion Awards = \$2,670,000

**Total Awards = \$14,575,000**

# Award Percentages (2004) For Each Qualifying Horse

**Breeder Award =** \$8.1m (total Breeder Award paid)  
\$53m (total Breeders Qualify winnings)  
= 15.28%

**Stallion Award =** \$2.67m (total Stallion Award paid)  
\$19.2m (total Stallion Qualify winnings)  
= 14%

**Owner Award =** \$1.69m  
= 20% (fixed bonus for winner of an open  
qualify race)



# Incentive Award Qualifying Races

**Breeder Awards** - 1<sup>st</sup> – 3<sup>rd</sup> in all races run in California.  
1<sup>st</sup> - 3<sup>rd</sup> in Graded Stakes races within  
the United States.

**Stallion Awards** - Win only in allowance and certain claiming  
races in California.  
1<sup>st</sup> – 3<sup>rd</sup> in Stakes races run in California  
1<sup>st</sup> – 3<sup>rd</sup> in Graded Stakes races within the  
United States

**Owners Awards** - 30% bonus finishing 1<sup>st</sup> – 5<sup>th</sup> in open allowance or  
overnight Stakes or 20% bonus win only in certain  
claiming races. Paid only on races run in California

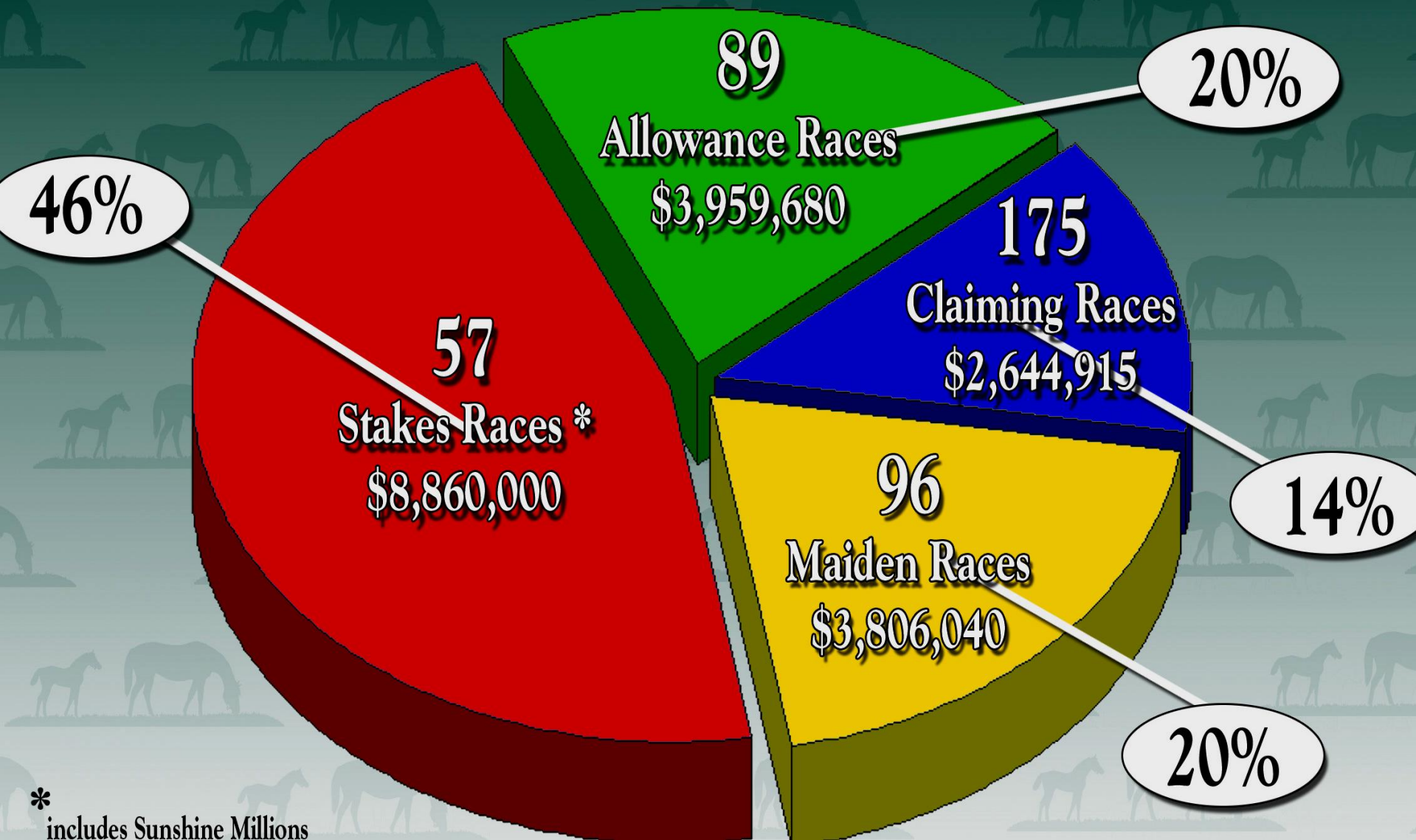
# Total Incentive Awards





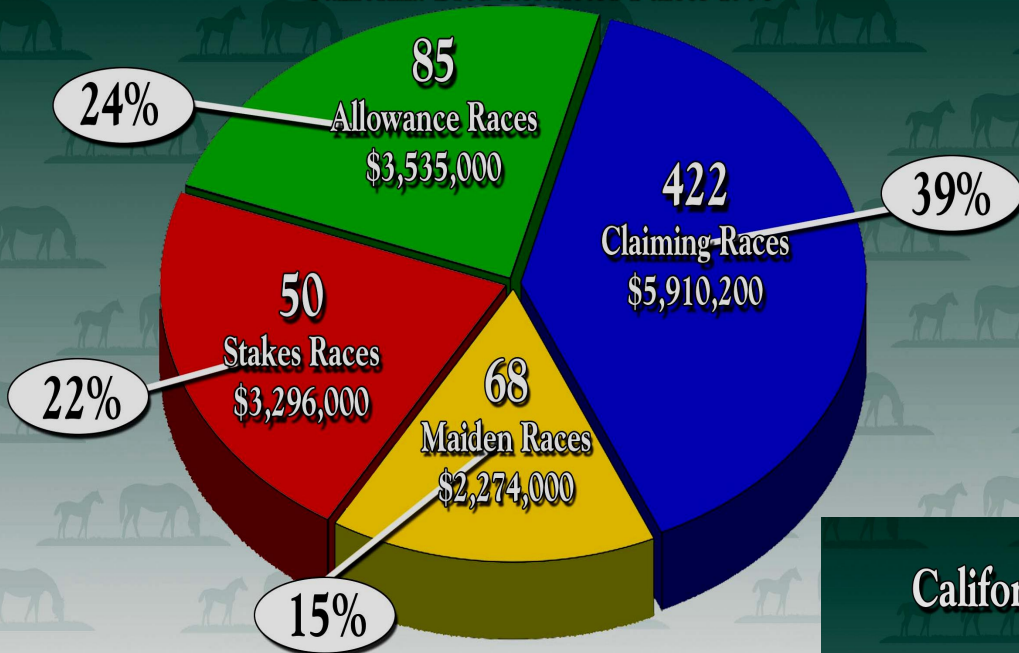
# California-Bred Racing Opportunities — \$19,270,635

## California-Bred Restricted Purses 2004



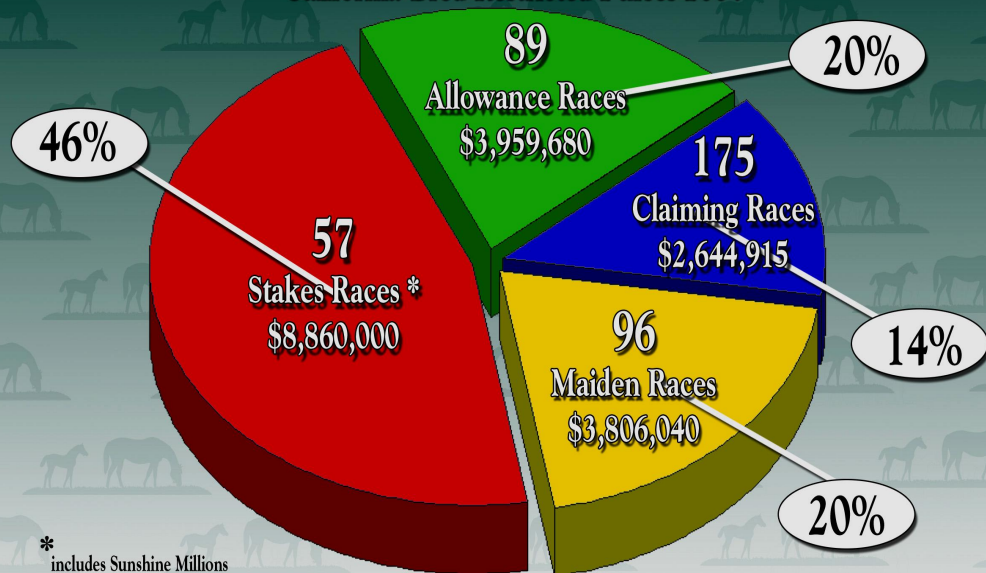
# California-Bred Racing Opportunities — \$15,015,200

California-Bred Restricted Purses 1995



# California-Bred Racing Opportunities — \$19,270,635

California-Bred Restricted Purses 2004



\* includes Sunshine Millions



# Other Racing Benefits

- **30% bonus in open company**
- **1st condition allowance twice after winning Cal-bred N/W 1X, still eligible for open N/W 1X.**
- **At least 10% of Total stakes dollars be allocated to Cal-bred stakes**
- **Tracks to write at least 1 Cal-bred race per day**

The background of the slide features a repeating pattern of horse silhouettes in various poses, including adult horses and foals, set against a dark green background. The silhouettes are rendered in a lighter shade of green, creating a subtle, textured effect.

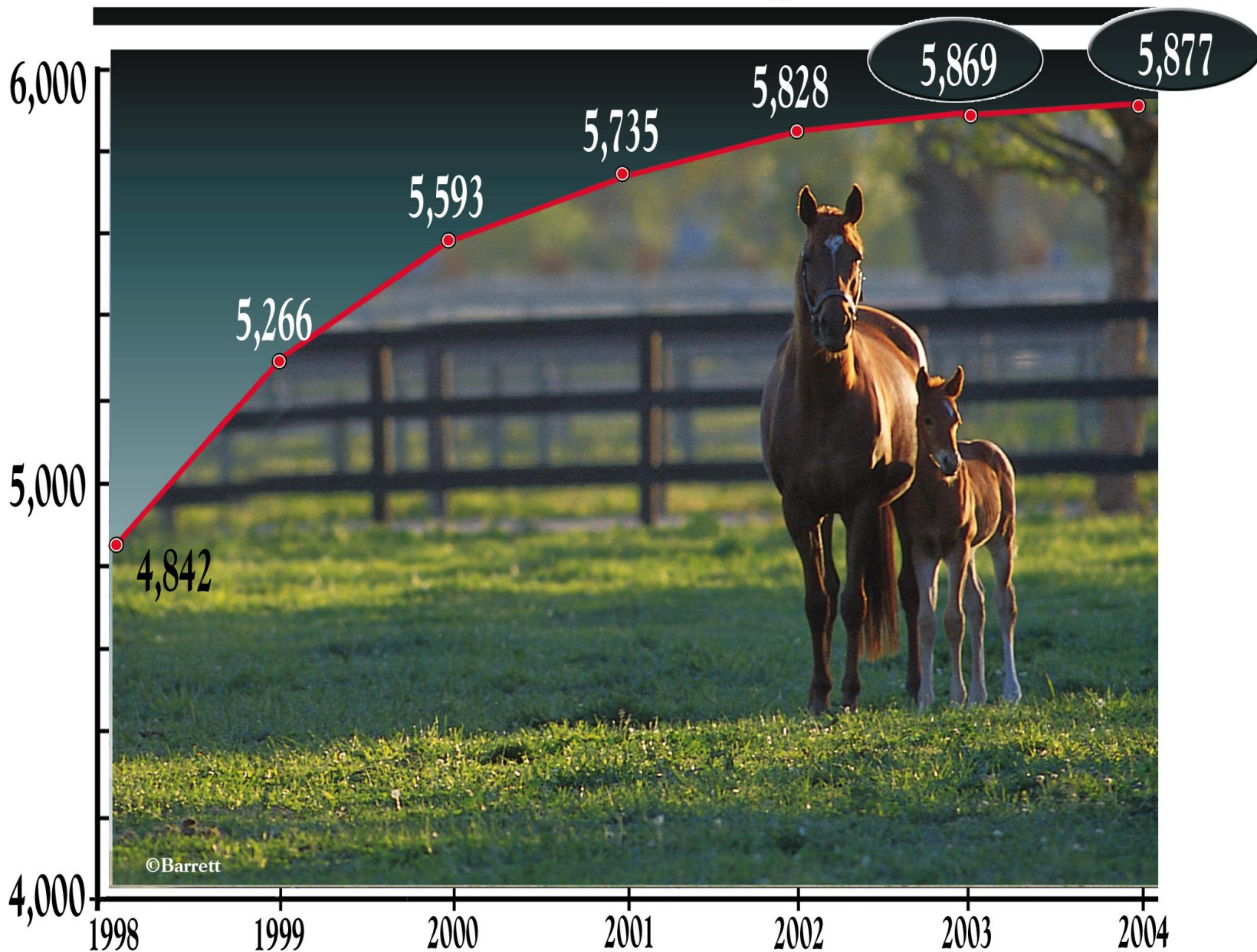
# Purpose of the Incentive Program

“To encourage agriculture and the breeding of better horses”

Encourage Agriculture – Quantity

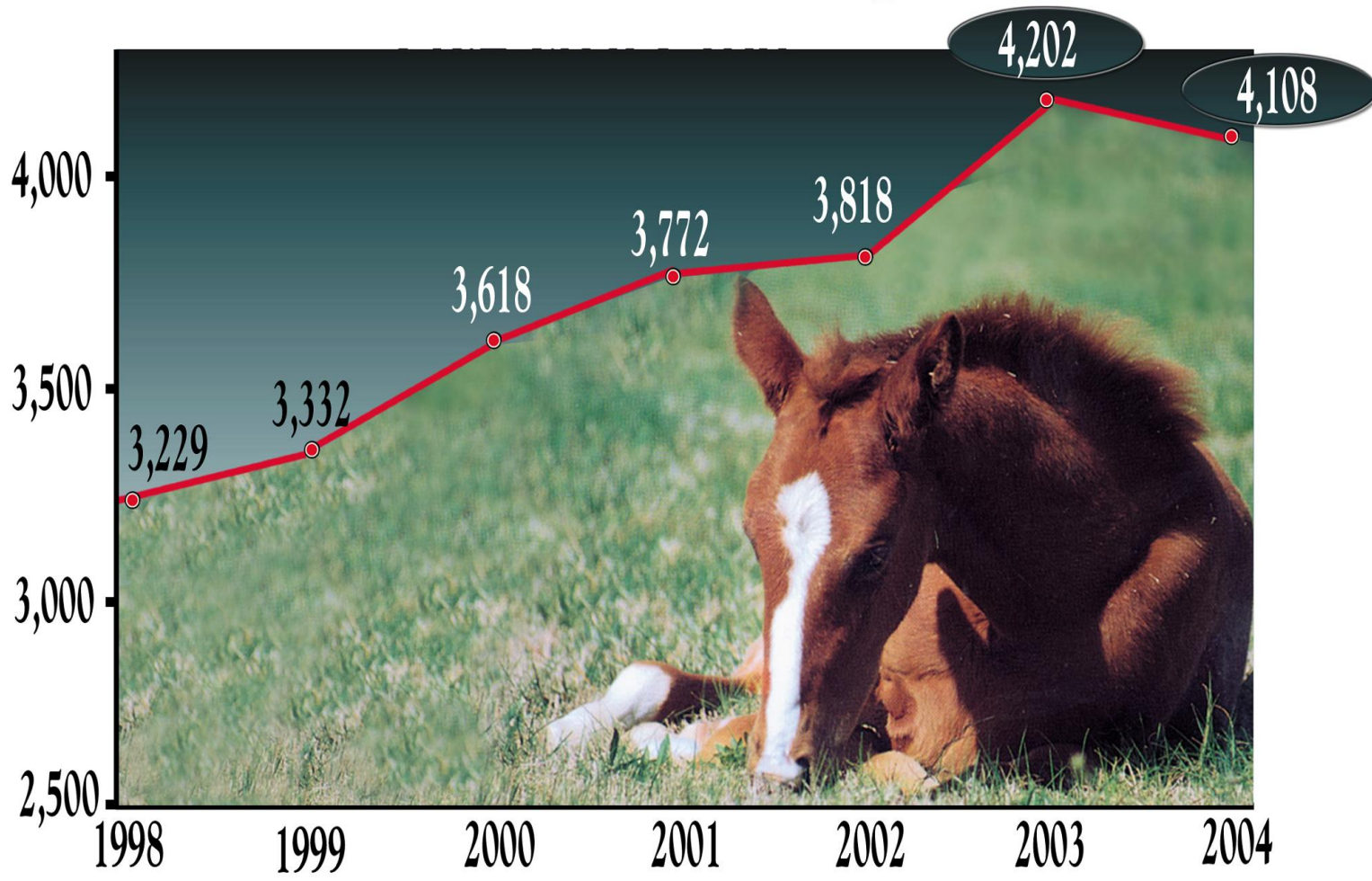
Better Horses - Quality

# Mares Bred Report

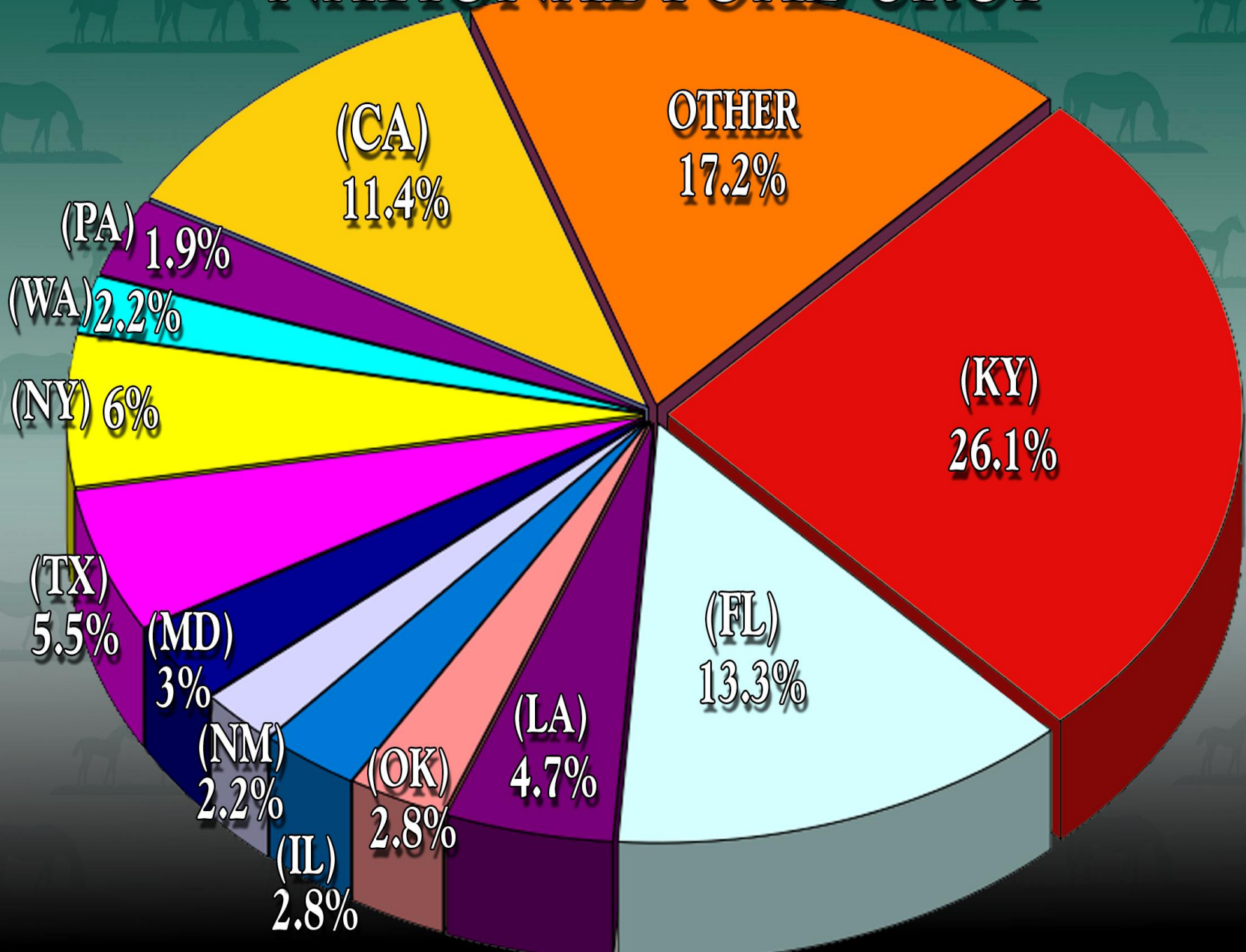




# Live Foal Crop



# NATIONAL FOAL CROP





# Quality

## Leading General Sires List

5 California Stallions ranked in Top 100 Nationally

**In Excess**

**Roar**

**Bertrando**

**Swiss Yodeler**

**Formal Gold**





Over 100 Stakes wins in 2005  
Including multiple graded wins.

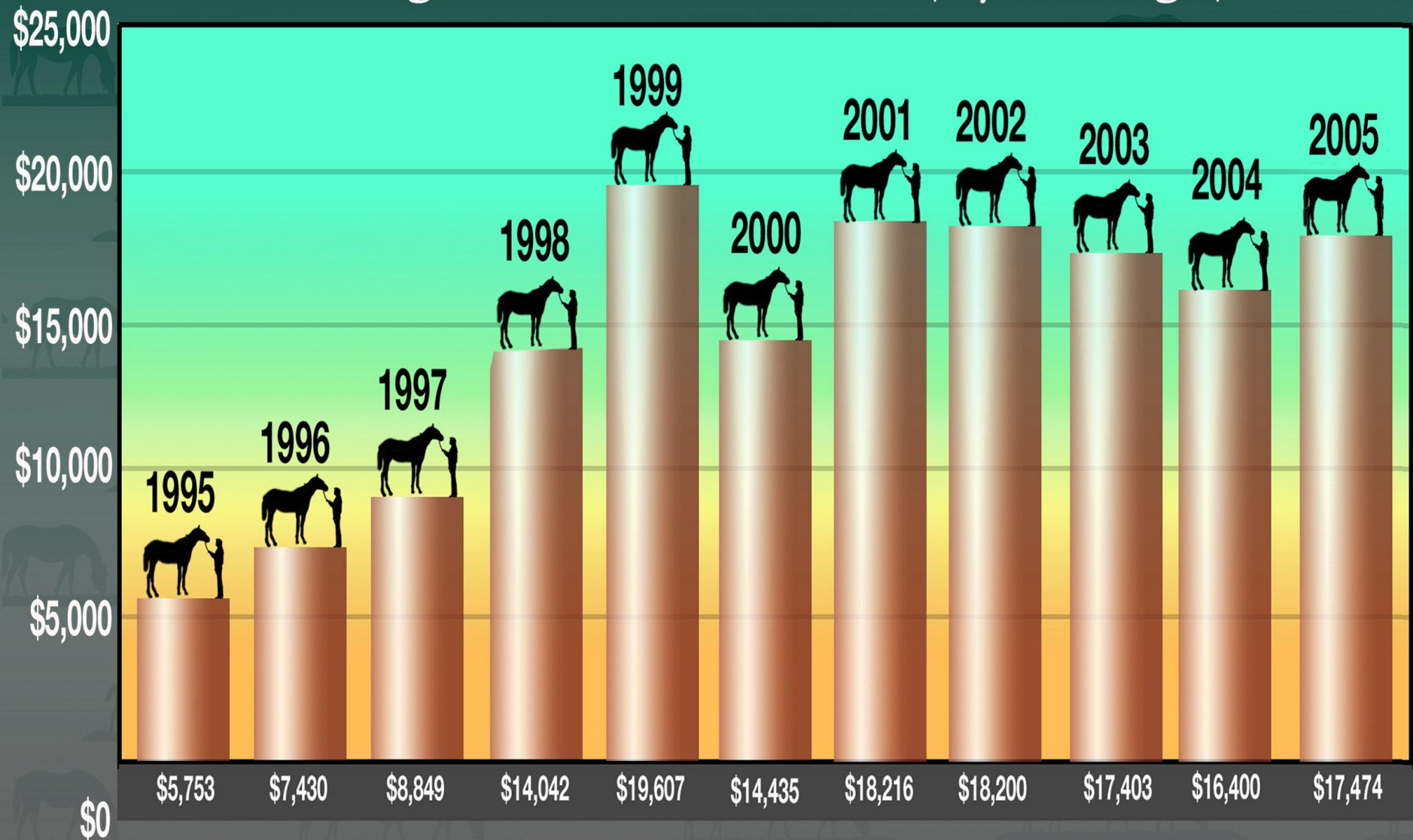
Lava Man

Leave Me Alone

Dream of Summer



# Yearling Sales in California (by average)



# CHRIMS Runner Statistics

## 2004

	<b>ALL RACES</b>	<b>CAL BRED RACES</b>
<b>Average North Handle</b>	<b>\$75,825</b>	<b>\$79,288</b>
<b>Average South Handle</b>	<b>\$202,283</b>	<b>\$279,489</b>
<b>Average Out of State Handle</b>	<b>\$325,208</b>	<b>\$426,154</b>
<b>Average All Source Handle</b>	<b>\$604,565</b>	<b>\$786,375</b>
<b>Average Purse Paid</b>	<b>\$30,967</b>	<b>\$38,825</b>
<b>Total Runners</b>	<b>35,901</b>	<b>4,025</b>
<b>Average Runner Per Race</b>	<b>7.57</b>	<b>8.25</b>



# *California Dreamin'*

